
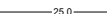







**LEGEND**

-  BUILDING ENVELOPE
-  25.0 PROPOSED MAJOR CONTOURS
-  26.0 PROPOSED MINOR CONTOURS
-  SW PROPOSED INTERLOTMENT DRAINAGE
-  S PROPOSED SEWER LINE
-  W PROPOSED WATER MAIN



**NOTE:**  
 ALL DIMENSIONS , AREAS, EASEMENTS LEVELS & SERVICES ARE  
 SUBJECT TO FINAL SURVEY, DESIGN & AUTHORITY ACCEPTANCE



**HILLVIEW**  
 LOUTH PARK

| Project No.       | Dwg No. | Rev. |
|-------------------|---------|------|
| 19246M            | LOT 401 | 1    |
| Current as of:    |         |      |
| 02 SEPTEMBER 2019 |         |      |