
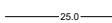
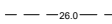





LEGEND

-  BUILDING ENVELOPE
-  -25.0- PROPOSED MAJOR CONTOURS
-  -26.0- PROPOSED MINOR CONTOURS
-  -SW- PROPOSED INTERLOTMENT DRAINAGE
-  -S- PROPOSED SEWER LINE
-  -W- PROPOSED WATER MAIN
- (A) EASEMENT FOR INTERLOTMENT DRAINAGE 1.5m WIDE

NOTE:
 ALL DIMENSIONS , AREAS, EASEMENTS LEVELS & SERVICES ARE
 SUBJECT TO FINAL SURVEY, DESIGN & AUTHORITY ACCEPTANCE



HILLVIEW
 LOUTH PARK

Project No.	Dwg No.	Rev.
19246M	LOT 406	1
Current as of:		
02 SEPTEMBER 2019		