
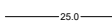
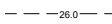





LEGEND

-  BUILDING ENVELOPE
-  PROPOSED MAJOR CONTOURS
-  PROPOSED MINOR CONTOURS
-  PROPOSED INTERALLOTMENT DRAINAGE
-  PROPOSED SEWER LINE
-  PROPOSED WATER MAIN
- (A) EASEMENT FOR INTERALLOTMENT DRAINAGE 1.5m WIDE

NOTE:
ALL DIMENSIONS , AREAS, EASEMENTS LEVELS & SERVICES ARE
SUBJECT TO FINAL SURVEY, DESIGN & AUTHORITY ACCEPTANCE



HILLVIEW
LOUTH PARK

Project No.	Dwg No.	Rev.
19246M	LOT 416	1
Current as of:		
02 SEPTEMBER 2019		