
Sold Properties



3 Emuglen Place Ferny Grove QLD 4055

Sale Price: \$410,000

Sale Date: 28 Sep 2019

Area: 630m2

Attributes: 2 Beds, 1 Baths, 2 Car Spaces, 2 Lock Up Garages




18 Hogarth Road Ferny Grove QLD 4055

Sale Price: \$410,000

Sale Date: 31 May 2019

Area: 469m2

Attributes: 4 Beds, 2 Baths, 2 Lock Up Garages



4 Stay Street Ferny Grove QLD 4055

Sale Price: \$410,000

Sale Date: 6 Nov 2019

Area: 464m2

Attributes: 4 Beds, 2 Baths, 2 Car Spaces, 2 Lock Up Garages, 1 Ensuites



76 Corrofin Street Ferny Grove QLD 4055

Sale Price: \$470,000

Sale Date: 12 Jul 2019

Area: 689m2

Attributes: 3 Beds, 1 Baths, 2 Car Spaces



48 Kanturk Street Ferny Grove QLD 4055

Sale Price: \$490,000

Sale Date: 12 Jun 2019

Area: 796m2

Attributes: 3 Beds, 1 Baths, 1 Car Spaces, 1 Lock Up Garages

**92 Lislane Street Ferny Grove QLD 4055**

Sale Price: \$500,000
Sale Date: 25 Jul 2019
Area: 794m2

Attributes: 3 Beds, 1 Baths, 1 Car Spaces, 2 Lock Up Garages

**4 Tonlegee Street Ferny Grove QLD 4055**

Sale Price: \$530,000
Sale Date: 25 Sep 2019
Area: 609m2

Attributes: 3 Beds, 2 Baths, 1 Car Spaces, 1 Lock Up Garages

**11 Finvoy Street Ferny Grove QLD 4055**

Sale Price: \$531,840
Sale Date: 19 Jun 2019
Area: 669m2

Attributes: 3 Beds, 1 Baths, 2 Car Spaces, 2 Lock Up Garages

**5 Ballylin Street Ferny Grove QLD 4055**

Sale Price: \$536,000
Sale Date: 7 Aug 2019
Area: 669m2

Attributes: 3 Beds, 1 Baths, 1 Car Spaces, 1 Lock Up Garages

**20 Kirikee Street Ferny Grove QLD 4055**

Sale Price: \$540,000
Sale Date: 9 Sep 2019
Area: 562m2

Attributes: 3 Beds, 1 Baths, 4 Car Spaces, 2 Lock Up Garages

**46 Corrofin Street Ferny Grove QLD 4055**

Sale Price: \$550,000
Sale Date: 16 Jul 2019
Area: 600m2

Attributes: 3 Beds, 2 Baths, 2 Car Spaces, 2 Lock Up Garages

**50 Melrose Place Ferny Grove QLD 4055**

Sale Price: \$560,000

Sale Date: 8 Jun 2019

Area: 700m2

Eq. Building Area: 1579.3517m2

Attributes: 4 Beds, 2 Baths, 2 Car Spaces, 2 Lock Up Garages, 1 Ensuites

**16 Sarah Crescent Ferny Grove QLD 4055**

Sale Price: \$590,000

Sale Date: 28 Aug 2019

Area: 617m2

Attributes: 3 Beds, 2 Baths, 1 Car Spaces

**37 Ballylin Street Ferny Grove QLD 4055**

Sale Price: \$600,000

Sale Date: 29 Aug 2019

Area: 669m2

Attributes: 4 Beds, 3 Baths, 2 Car Spaces, 2 Lock Up Garages, 1 Ensuites

**6 Eriskay Close Ferny Grove QLD 4055**

Sale Price: \$601,000

Sale Date: 15 Jul 2019

Area: 774m2

Attributes: 4 Beds, 2 Baths, 2 Car Spaces, 2 Lock Up Garages


**72 McGinn Road Ferny Grove QLD 4055**

Sale Price: \$612,000

Sale Date: 30 Aug 2019

Area: 636m2

Attributes: 3 Beds, 2 Baths, 2 Car Spaces, 2 Lock Up Garages, 1 Ensuites

**74 Falconglen Place Ferny Grove QLD 4055**

Sale Price: \$612,500

Sale Date: 19 Nov 2019

Area: 572m2

Attributes: 4 Beds, 2 Baths, 2 Car Spaces



25 Falconglen Place Ferny Grove QLD 4055

Sale Price: \$618,000

Sale Date: 31 Oct 2019

Area: 596m²

Attributes: 4 Beds, 2 Baths, 2 Car Spaces, 2 Lock Up Garages, 1 Ensuites



32 Mullacor Street Ferny Grove QLD 4055

Sale Price: \$620,000

Sale Date: 21 Oct 2019

Area: 630m²

Attributes: 4 Beds, 2 Baths, 2 Car Spaces



8 Cabragh Street Ferny Grove QLD 4055

Sale Price: \$620,000

Sale Date: 16 Nov 2019

Area: 725m²

Attributes: 3 Beds, 3 Baths, 2 Car Spaces, 2 Lock Up Garages, 1 Ensuites



3 Quailglen Court Ferny Grove QLD 4055

Sale Price: \$630,000

Sale Date: 2 Aug 2019

Area: 644m²

Attributes: 4 Beds, 2 Baths, 2 Car Spaces, 2 Lock Up Garages, 1 Ensuites

56 Persimmon Street Ferny Grove QLD 4055

Sale Price: \$630,000

Sale Date: 14 Jun 2019

Area: 481m²

Attributes: 4 Beds, 2 Baths, 2 Lock Up Garages



12 Carrick Place Ferny Grove QLD 4055

Sale Price: \$637,000

Sale Date: 11 Jun 2019

Area: 870m²

Attributes: 5 Beds, 2 Baths, 2 Car Spaces, 2 Lock Up Garages

**11 Christina Close Ferny Grove QLD 4055**

Sale Price: \$645,000

Sale Date: 28 Aug 2019

Area: 450m²Eq. Building Area: 220.0m²

Attributes: 3 Beds, 2 Baths, 2 Car Spaces

**25 Stay Street Ferny Grove QLD 4055**

Sale Price: \$650,000

Sale Date: 26 Aug 2019

Area: 452m²

Attributes: 4 Beds, 2 Baths, 2 Car Spaces, 2 Lock Up Garages

**20 Cassimaty Street Ferny Grove QLD 4055**

Sale Price: \$650,000

Sale Date: 30 Sep 2019

Area: 457m²

Attributes: 4 Beds, 2 Baths, 2 Car Spaces

**33 Rinavore Street Ferny Grove QLD 4055**

Sale Price: \$657,000

Sale Date: 2 Jul 2019

Area: 629m²

Attributes: 4 Beds, 2 Baths, 2 Car Spaces, 2 Lock Up Garages

**8 Fife Court Ferny Grove QLD 4055**

Sale Price: \$660,002

Sale Date: 4 Jun 2019

Area: 990m²Eq. Building Area: 213.677m²

Attributes: 4 Beds, 2 Baths, 2 Car Spaces, 2 Lock Up Garages, 1 Ensuities

**23 Tanrego Street Ferny Grove QLD 4055**

Sale Price: \$670,000

Sale Date: 12 Nov 2019

Area: 720m²

Attributes: 5 Beds, 4 Baths, 1 Car Spaces, 1 Lock Up Garages



5 Elgin Close Ferny Grove QLD 4055

Sale Price: \$690,000
Sale Date: 30 Sep 2019
Area: 750m²

Attributes: 4 Beds, 2 Baths, 2 Car Spaces



23 Stay Street Ferny Grove QLD 4055

Sale Price: \$695,000
Sale Date: 5 Jul 2019
Area: 720m²

Attributes: 4 Beds, 2 Baths, 2 Car Spaces, 2 Lock Up Garages



6 McGregor Way Ferny Grove QLD 4055

Sale Price: \$705,000
Sale Date: 23 Aug 2019
Area: 800m²

Attributes: 5 Beds, 2 Baths, 2 Car Spaces, 2 Lock Up Garages, 1 Ensuites



18 Selkirk Crescent Ferny Grove QLD 4055

Sale Price: \$707,500
Sale Date: 22 Jul 2019
Area: 915m²

Attributes: 4 Beds, 3 Baths, 2 Car Spaces



37/82 Bergin Road Ferny Grove QLD 4055

Sale Price: \$717,000
Sale Date: 19 Aug 2019
Area: 500m²


Attributes: 5 Beds, 3 Baths, 2 Car Spaces, 2 Lock Up Garages, 1 Ensuites



24 Berkeley Place Ferny Grove QLD 4055

Sale Price: \$720,000
Sale Date: 3 Jul 2019
Area: 1,640m²

Attributes: 4 Beds, 3 Baths, 4 Car Spaces, 2 Lock Up Garages

**33/82 Bergin Road Ferny Grove QLD 4055**

Sale Price: \$733,000

Sale Date: 10 Jul 2019

Area: 904m²Eq. Building Area: 3705.9022656m²

Attributes: 4 Beds, 2 Baths, 2 Car Spaces, 2 Lock Up Garages, 1 Ensuites

**82 Bergin Road Ferny Grove QLD 4055**

Sale Price: \$733,000

Sale Date: 26 Jul 2019

Area: 3.23Ha

Attributes: 4 Beds, 2 Baths, 2 Car Spaces, 1 Ensuites

**17 Melrose Place Ferny Grove QLD 4055**

Sale Price: \$735,000

Sale Date: 10 Jul 2019

Area: 750m²Eq. Building Area: 297.2897m²

Attributes: 6 Beds, 3 Baths, 2 Car Spaces, 2 Lock Up Garages, 1 Ensuites

**90 Falconglen Place Ferny Grove QLD 4055**

Sale Price: \$775,000

Sale Date: 5 Jul 2019

Area: 618m²

Attributes: 5 Beds, 3 Baths, 2 Car Spaces

**88 McGinn Road Ferny Grove QLD 4055**

Sale Price: \$800,000

Sale Date: 26 Aug 2019

Area: 600m²

Attributes: 4 Beds, 2 Baths, 2 Car Spaces, 2 Lock Up Garages

**55 Greenock Place Ferny Grove QLD 4055**

Sale Price: \$830,000

Sale Date: 16 Aug 2019

Area: 950m²

Attributes: 5 Beds, 3 Baths, 2 Car Spaces, 2 Lock Up Garages

Summary

Summary Sales History

	Quantity	Lowest Sale	Highest Sale	Median Value	Average	Total Value
HOUSE	41	\$410,000	\$830,000	\$630,000	\$621,483	\$25,480,842
TOTAL	41					\$25,480,842

Sales History By Property Attributes

		Quantity	Lowest Sale	Highest Sale	Median Value	Average Value
HOUSE	2 Bed	1	\$410,000	\$410,000	\$410,000	\$410,000
	3 Bed	12	\$470,000	\$645,000	\$538,000	\$551,236
	4 Bed	21	\$410,000	\$800,000	\$650,000	\$637,476
	5+ Bed	7	\$637,000	\$830,000	\$717,000	\$724,142
TOTAL		41				\$621,483

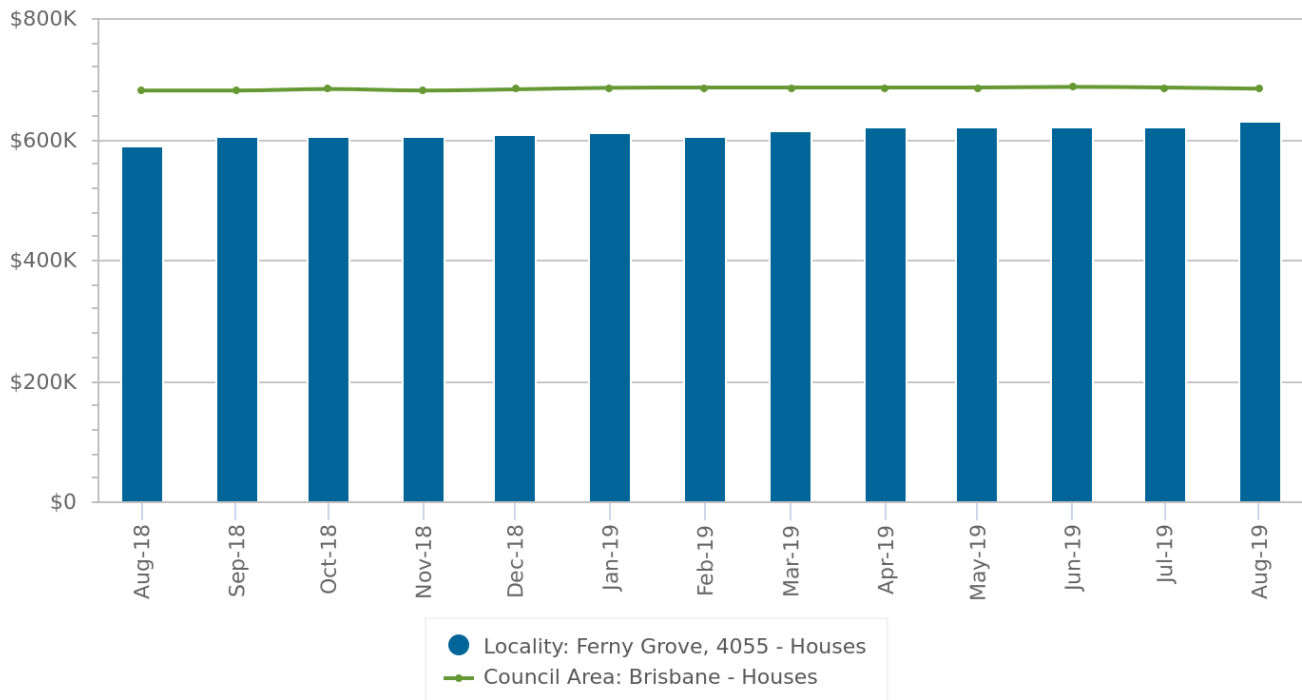
Recent Median Sale Prices

Recent Median Sale Prices (House)

Period	Ferny Grove Median Price	Brisbane Median Price
August 2019	\$630,000	\$683,000
July 2019	\$622,000	\$685,000
June 2019	\$621,000	\$686,000
May 2019	\$621,000	\$685,000
April 2019	\$620,000	\$685,000
March 2019	\$612,750	\$685,000
February 2019	\$604,000	\$685,000
January 2019	\$610,000	\$684,500
December 2018	\$608,150	\$682,000
November 2018	\$605,500	\$680,000
October 2018	\$605,900	\$682,500
September 2018	\$605,500	\$680,000

Statistics are calculated over a rolling 12 month period

Recent Median Sale Prices (House)



Statistics are calculated over a rolling 12 month period

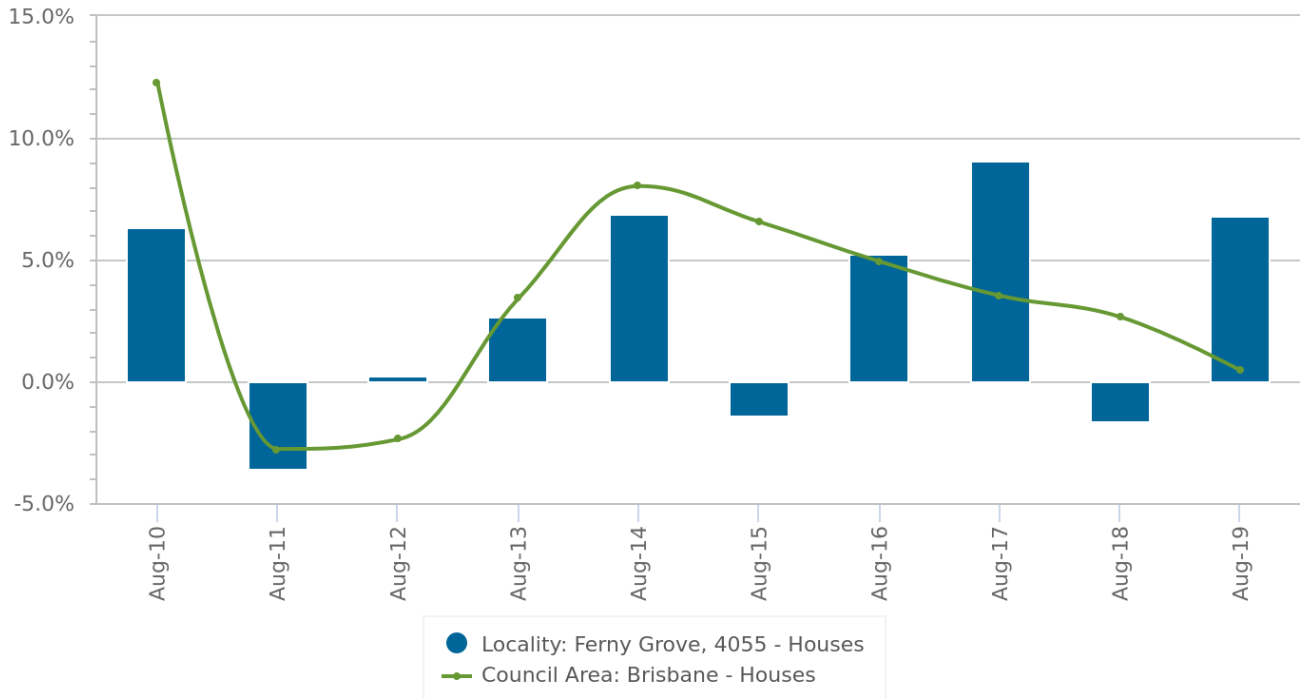
Change in Median Price

Change in Median Price (House)

Period	Ferry Grove % Change	Brisbane % Change
Aug 2019	6.78%	0.44%
Aug 2018	-1.67%	2.64%
Aug 2017	9.09%	3.52%
Aug 2016	5.26%	4.92%
Aug 2015	-1.42%	6.55%
Aug 2014	6.85%	8.02%
Aug 2013	2.69%	3.41%
Aug 2012	0.21%	-2.38%
Aug 2011	-3.56%	-2.78%
Aug 2010	6.34%	12.27%

Statistics are calculated over a rolling 12 month period

Change in Median Price (House)



Statistics are calculated over a rolling 12 month period